

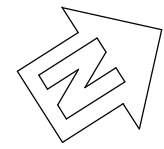


○ GROUND FLOOR PLAN  
SCALE: 3/16" = 1'-0"

LEGEND:  
 1/2 WALL @ 3'-0"  
 15"-DROP HEADER



CLEARVIEW	
MANSFIELD GR	
REV.	 <b>STERLING</b> <b>HOMES</b> 1037 HINESBURG ROAD / SUITE A / S. BURLINGTON, VT 05403 SCALE: 3/16" = 1'-0" DATE: 03/15/21
06/04/21	
	4/8